







# Year 3 Newsletter

## Autumn 2



Core text(s) for English and Reading	<p><b>Black Dog</b> Author: Levi Pinfold</p> 	<p><b>The First Drawing</b> Author: Mordicai Gerstein</p> 
Reading for pleasure	<p><b>Stig of the Dump</b> Author: Clive King</p>	
Focus areas for English/outcomes	<p>Black Dog- Postcard, dialogue, retelling, description First Drawing- Character description, diary entry, recount</p>	
Grammar focus	<p>Speech marks Expressing time, place and cause using conjunctions Introduction to inverted commas to punctuate direct speech The grammatical difference between plural and possessive –s Expanded noun phrases Fronted adverbials and the use of commas after fronted adverbial Using paragraphs to group material.</p>	
Maths focus areas	<p><b>Multiplication and division:</b> Recap of 2, 5 and 10 times tables. Teaching of 3,4 and 8 times tables- both multiplication and division. Use of arrays to support visualisation of times tables. Multiplication and division as part of word problems.</p>	
Foundation subjects	<p><b>History:</b> Early civilisations such as the Stone Age, how they lived, impacted on today and relics you can visit. <b>Geography:</b> The UK – comparative study of Brighton and the Peak District focusing mainly on the human and physical elements. <b>Science: Forces and magnets-</b> N and S poles, how magnets attract and repel, contact and non-contact forces. friction <b>Computing:</b> Animation- how pictures move, stop/start motion films, creating a story using a stop start motion film. <b>Music:</b> Let Your Spirit Fly- An R&amp;B unit learning how to play the note ‘c’ <b>Art:</b> Gestural drawing with charcoal- explore charcoal and how it can be used and manipulated to create different effect, create ‘cave paintings’ using charcoal, explore how charcoal has been used (links to Stone Age). <b>PSHE:</b> Relationships and Safer Adults- how to form safe relations both in real life and online, how to recognise a safe adult when in the community. <b>RE:</b> Christmas- Symbols and meaning of advent, how advent is observed and celebrated, how Christmas is celebrated worldwide.</p>	

<p>PE day (and kit expectations)</p>	<p>Your child's PE day will be on <b>Wednesdays</b>. Your child should wear their PE kit to school, with their school jumper on top. The PE kit should consist of a pale blue T-shirt or polo shirt, plain navy bottoms and plimsolls/trainers. The uniform letter can be found <a href="#">here</a>. The school has to teach the National Curriculum and PE is a vital element of this. Participating regularly in physical activity is important to develop habits for a healthy adult life.</p> <p>This half term's focus will be: Handball.</p>
<p>Any key dates i.e., special events</p>	<p>Parents Evening 27<sup>th</sup> and 29<sup>th</sup> November 2023 Further ahead- 22<sup>nd</sup> January – Trip to Horniman Museum</p>
<p>Ways to help at home</p>  	<p><b>Reading:</b> We will be encouraging all children to choose their own reading books for pleasure to read at home. We ask that your child reads to you daily for at least 15 minutes so they can continue to improve their reading fluency. The recommended reading speed is 110 words per minute, so it is essential children continue to practise frequent reading each day. Once your child has finished reading, I would ask that you pose some questions to the about what they have read in order to gauge how well they have understood the text.</p> <p><b>Maths:</b> In Year 3 we use TT Rockstars to improve our times tables fluency. These times tables are automatically set via the website's algorithm so cannot be adjusted. We do a weekly 20-minute slot so the children can challenge each other, however it is essential the children practise on the website at home for at least 10 minutes a day. I will also set mini class tournaments to see who can gain the most points throughout the week and certificates will be given to those who contribute the most. I will also be setting activities on Splash Learn which will specifically link to in class learning.</p> <p><b>Writing:</b> Please encourage your child to write at home, either in a diary or just practising their handwriting and letter formation. We will be doing a few longer writes this year so it is essential that they have stamina for writing to get their wonderful ideas across.</p>
	
<p><b>Miss Colliety</b></p>	<p><b>Miss Simpson</b></p>
<p>Ways to contact us: Telephone the office on: 0208 660 7501 Email the class teacher at: <a href="mailto:KPSYear3@kenleyprimary.org.uk">KPSYear3@kenleyprimary.org.uk</a> Email the office at: <a href="mailto:office@kenleyprimary.org.uk">office@kenleyprimary.org.uk</a> Email regarding attendance at: <a href="mailto:KPSattendance@kenleyprimary.org.uk">KPSattendance@kenleyprimary.org.uk</a></p>	